


Edison

Designer Executive Furniture

3 choices of finish - available from stock



Glass




Cherry (DM)



Maple (ER)

Additional finish - allow 5 weeks for delivery



Mahogany (AJ)



■ Work surface

- Height : 72 cm. Available in 2 distinct styles :

Diamond : Desks made from toughened ground glass, 12 mm thick.

Deco : Desks made from MDF, 28 mm thick, covered in varnished HPL laminate.

Edges of "inverse gull wing" design protected by 2 mm thick wooden edge banding.

■ Framework

- 4 tubular metallic legs in an aluminium finish, complete with stabilizer feet, adjustable through 10 mm.

• Diamond version : metallic chassis.

• Deco version : structural beam with integral cable management facility.

■ Complementary units

• Mobile pedestals :

- melamine-faced shells in an aluminium finish.
- metallic drawers with sheathed rails
- ABS pen tray
- central locking.

• Return cabinet

- melamine-faced shell in an aluminium finish.
- fitted with 2 sliding doors and pedestal, comprising box drawer, filing drawer and shallow drawer for pens etc.
- Rear cable ports.



Panel leg version available on request - allow extra time for delivery (see p. 225).

Edison Diamond :

where quality and style shine through.

Edison Deco cherry : warm and welcoming.



Edison Deco maple : full of bright ideas.



Diamond Version



Desk
See options : ① ④

	ED TA210L £ 1 350
--	-----------------------------



Return
2 legs fitted with castors.

	ED TR115L £ 870
--	---------------------------



Circular table

	ED R0115L £ 920
--	---------------------------



4 drawer mobile pedestal
For description, see page 219.

	ED CBR3L £ 290
--	--------------------------

Deco Version

When placing your order, please specify your choice of finish - maple (ER), cherry (DM) or mahogany (AJ). For mahogany, allow 5 weeks for delivery.



Desk
See options : ② ③ ④

	ED TA210L + fin. £ 750
--	----------------------------------




Desk
See options : ③ ④

	ED TA180L + fin. £ 625
--	----------------------------------



Swivel action return
Rotatable through 90°. See option : ③

to left	to right
ED RG115L + fin. £ 380	ED RD115L + fin. £ 380



Desk with return cabinet attached
See options ③ ④ ⑤ for table W. 180 :
See options ② ③ ④ ⑤ for table W. 210 :

desk W. 210 cm	desk W. 180 cm
ED TR210L + fin. £ 1 375	ED TR 180L + fin. £ 1 250



Meeting table

	ED T0250L + finish £ 990
--	------------------------------------



Swivel action circular table
Rotatable through 90°. See option : ③

	ED RP115L + finish £ 440
--	------------------------------------



Circular table

	ED R0115L + finish £ 530
--	------------------------------------



4 drawer mobile pedestal
For description, see page 219.

	ED CBR3L + fin. £ 290
--	---------------------------------



Return cabinet
For description, see page 219.
See options : ⑤ ⑥

	on castors ED MR165L + fin. £ 750
	on feet ED MP165L + fin. £ 730

Options for return cabinet

	⑤ Sliding swivel action shelf W x D x H cm : 80 x 70 x 5. ED PCL + fin. £ 290
	⑥ Decorative top Width 165 cm. ED T0165X + fin. £ 115

Options for Diamond and Deco desks

	① Modesty panel For Diamond desk, width 210 cm. Choices of finish : AL, DM, ER (or AJ) by special request - allow extra time for delivery. ED VV210 + fin. £ 190
	② Curved modesty panel - laminate finish For Deco desk, W.210 cm. Choices of finish : AL, DM, ER (or AJ) by special request - allow extra time for delivery. ED VB210 + fin. £ 190
	③ Cable management Vertebral cable holder, ø 64 mm. Aluminium finish. ED EV AL £ 40
	④ Desk mat W x D cm : 60 x 40. In black leather. Non-slip underside. ED SM £ 56

When placing your order, please specify your choice of finish - maple (ER), cherry (DM) or mahogany (AJ). For mahogany, allow 5 weeks for delivery.

Cupboards



- Depth : 45 cm.
 - Melamine-faced shells in an aluminium finish.
 - Stabilizer feet, adjustable from the inside through 1.5 cm.
 - Doors covered in varnished laminate, 18 mm thick, with wooden edging, or in ground glass with aluminium frames.
- See options : ① ② ③ ④.

Cupboards H. 210 cm - 4 shelves				Cupboards H. 72 cm - 1 shelf		Cupboards H. 72 cm - 1 shelf				
width 90 cm		width 45 cm		width 90 cm		width 45 cm				
2 wooden doors	2 glass doors	1 wooden door		1 reversible glass door	2 wooden doors	2 glass doors	1 wooden door		1 glass door	
ED MH9BL + fin.	ED MH9VL	ED MH4BGL + fin.	ED MH4BDL + fin.	ED MH4VL	ED MB9BL + fin.	ED MB9VL	ED MB4BGL + fin.	ED MB4BDL + fin.	ED MB4VGL	ED MB4VDL
£ 610	£ 650	£ 380	£ 380	£ 400	£ 270	£ 300	£ 175	£ 175	£ 190	£ 190

Options for cupboards

	① Central module W x D x H cm : 90 x 45 x 141. For use between two 210 cm high cupboards and above a 72 cm high cupboard. Melamine-faced rear panel, 18 mm thick, fitted with notched uprights for shelf attachment. Comes complete with 2 glass shelves. ED MC9V L + fin £ 530
	② Set of 4 metal feet H. 10 cm. Aluminium finish. ED K4P AL £ 60
	③ Decorative tops 12 mm thick. W. 90 cm ED T0090X + fin. £ 60 W. 180 cm ED T0180X + fin. £ 100
	④ Pair of side panels + decorative top 12 mm thick. H. 72 cm W. 90 cm ED T8090X + fin. £ 160 W. 180 cm ED T8180X + fin. £ 200 H. 210 cm W. 90 cm ED TH090X + fin. £ 300 W. 180 cm ED TH180X + fin. £ 340

Panel leg version (allow 5 weeks for delivery)

• Curved plywood legs covered in HPL laminate. Fitted with stabilizer feet, adjustable through 10 mm.
• Structural modesty panel covered in HPL laminate.
• Available in 3 choices of finish : mahogany (AJ), maple (ER) or cherry (DM).

	ED TP180 + fin. £ 725
	ED TP210 + fin. £ 925